Multiple District 410

As of October 2026 Cumulative

Year	New Clubs	Dropped Clubs	Gain/ Loss Clubs	New Members	Charter Members	Reinstate Members	Transfer Members	Total Member Added	Total Members Dropped	Gain/ Loss Members
2022-2023	1	0	1	260	25	19	36	340	483	-143
2023-2024	0	7	-7	238	1	28	39	306	460	-154
2024-2025	2	4	-2	278	42	33	34	387	349	38
2025-2026	5	4	1	292	104	32	43	471	392	79
2026-2027	1	0	1	93	30	2	3	128	51	77
Average	**2**	**3**	**-1**	**232**	**40**	**23**	**31**	**326**	**347**	**-21**

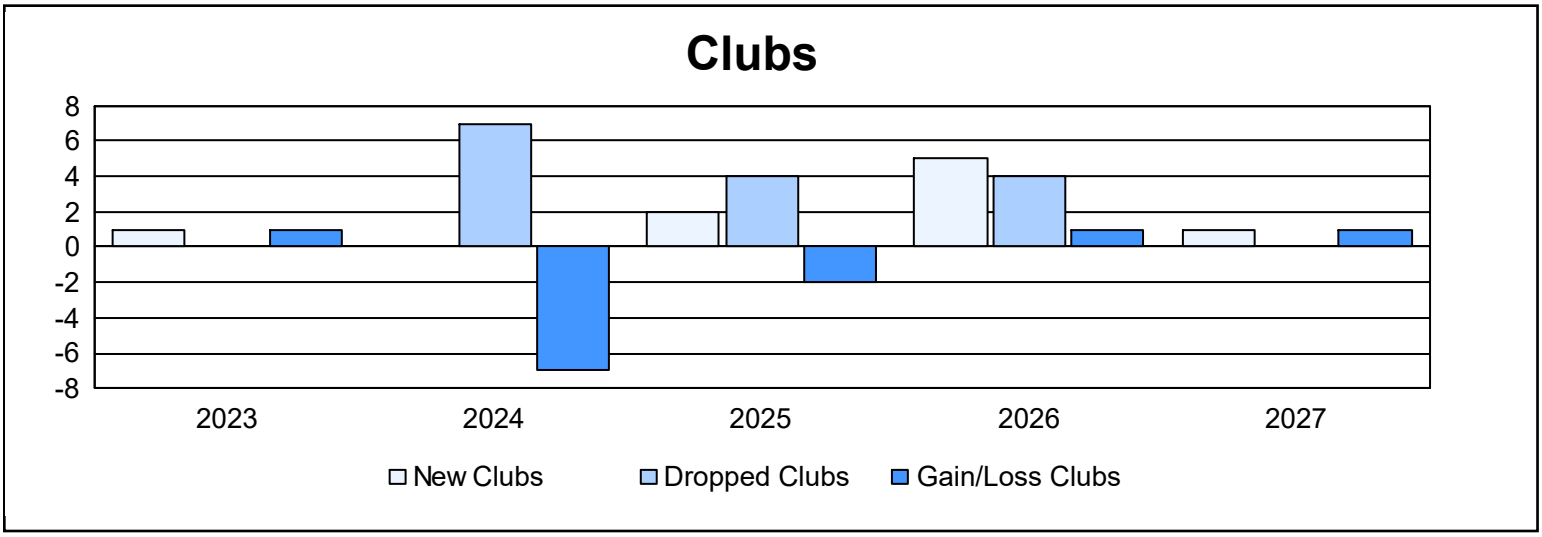

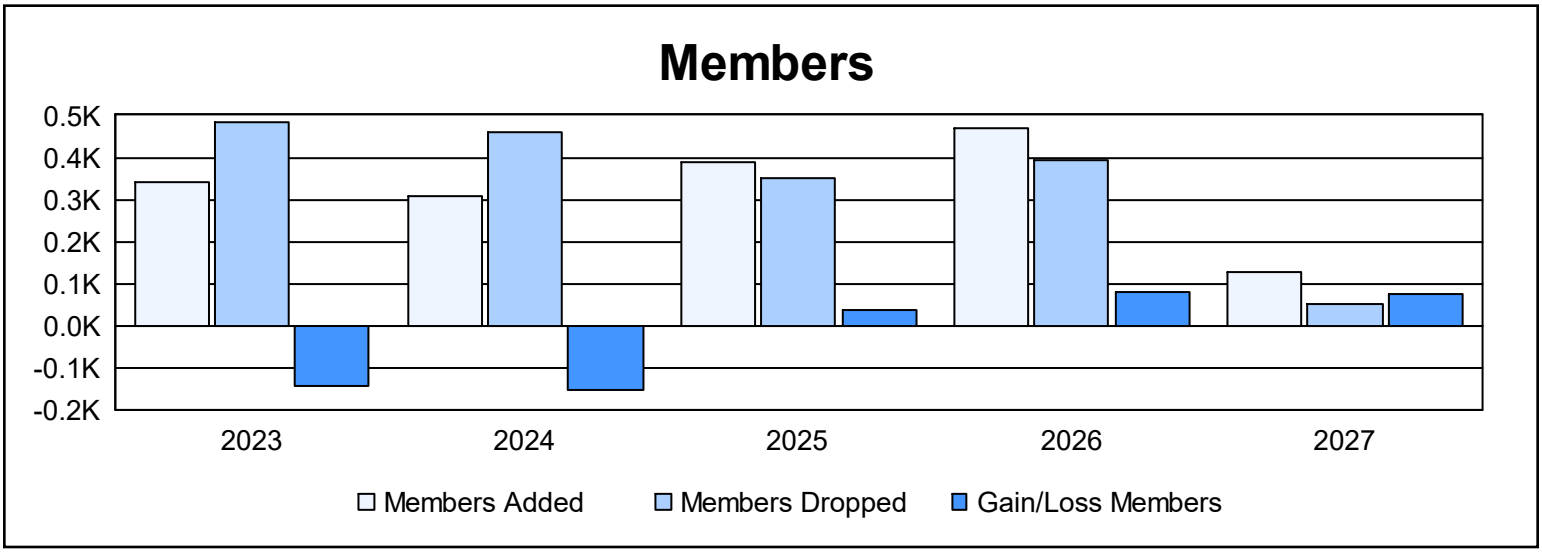

Membership Composition

October 2026 Cumulative

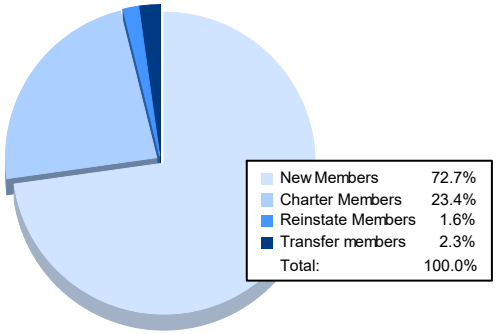

New Members	72.7%
Charter Members	23.4%
Reinstate Members	1.6%
Transfer members	2.3%
Total:	100.0%

Gender Composition

October 2026 Cumulative

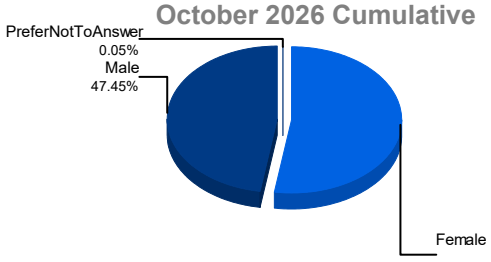

Female	52.50%
Male	47.45%
PreferNotToAnswer	0.05%
NonBinary	0.00%
Total:	100.00%